

# ELR 2+1- 24DC/500AC-37

Order No.: 2297277


The figure shows version: ELR 3-230AC/500AC-16



<http://eshop.phoenixcontact.de/phoenix/treeViewClick.do?UID=2297277>

Three-phase solid-state contactor with 24 V DC input, 37 A output current, zero voltage switch, optionally with thermal fuse



Commercial data	
GTIN (EAN)	 4 046356 175630
sales group	G414
Pack	1 pcs.
Customs tariff	85364900
Catalog page information	Page 171 (IF-2009)

### Product notes

WEEE/RoHS-compliant since:  
05/29/2008



<http://www.download.phoenixcontact.com>  
Please note that the data given here has been taken from the online catalog. For comprehensive information and data, please refer to the user documentation. The General Terms and Conditions of Use apply to Internet downloads.

Technical data	
<b>Input data</b>	
Rated actuating voltage $U_c$	24 V DC
Rated actuating voltage range with reference to $U_c$	0.8 ... 1.25
Rated actuating current $I_c$	8.3 mA

Switching threshold "0" signal, voltage	9.6 V
Switching threshold "1" signal voltage	19.2 V
Protective circuit	Protection against polarity reversal Suppressor diode
	Surge protection
Status display	Yellow LED
Indication	Red LED

**Output data, load relay**

Output name	AC output
Nominal output voltage	500 V AC
Nominal output voltage range	48 V AC ... 575 V AC
Periodic peak reverse voltage	1200 V
Load current	max. 37 A (see derating curve)
Leakage current	6 mA
Residual voltage	< 1.5 V
Surge current	1300 A (t = 10 ms)
Max. load value	9000 A <sup>2</sup> s
Type of protection	RCV circuit
Surge voltage protection	> 575 V AC

**General data**

Width	147.5 mm
Height	99 mm
Depth	114.5 mm
Test voltage input/output	5 kV <sub>rms</sub>
Ambient temperature (operation)	-25 °C ... 70 °C
Ambient temperature (storage/transport)	-25 °C ... 70 °C
Mounting position	Vertical (horizontal DIN rail)
Assembly instructions	Can be aligned with spacing = 40 mm
Operating mode	100% operating factor
Degree of protection	IP20
Name	Standards/regulations
Standards/regulations	DIN EN 50178
	EN 60947
Name	Power station requirements
Standards/regulations	DWR 1300 / ZXX01/DD/7080.8d

Name	Air and creepage distances between the power circuits
Standards/regulations	DIN EN 50178
Rated surge voltage / insulation	6 kV / Basic isolation
Rated insulation voltage	500 V
Pollution degree	2
Surge voltage category	III

**Certificates / Approvals**

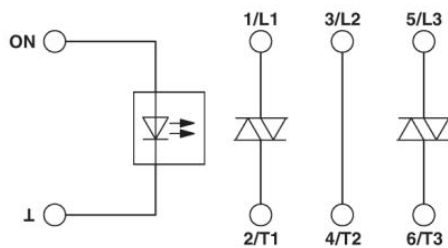


Certification CUL Listed, UL Listed

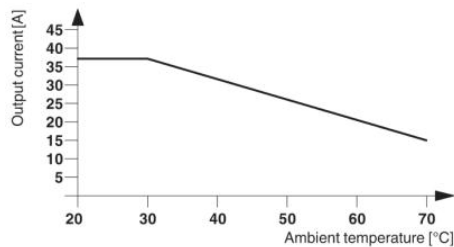
Certifications applied for: GL

**Diagrams/Drawings**

Block diagram



Diagram



**Address**

PHOENIX CONTACT Inc., USA  
586 Fulling Mill Road  
Middletown, PA 17057, USA  
Phone (800) 888-7388  
Fax (717) 944-1625  
<http://www.phoenixcon.com>



© 2011 Phoenix Contact  
Technical modifications reserved;